

Column for reversed phase

ODS Series

Develosil ODS

Develosil ODS-K

Develosil ODS-N

Develosil ODS-P

Develosil ODS-A

Develosil ODS-T

The origin of Develosil ODS Column!!

Six kinds of ODS columns released it approximately 30 years ago. "Developing new ideas based on study of the past."
All began in here.

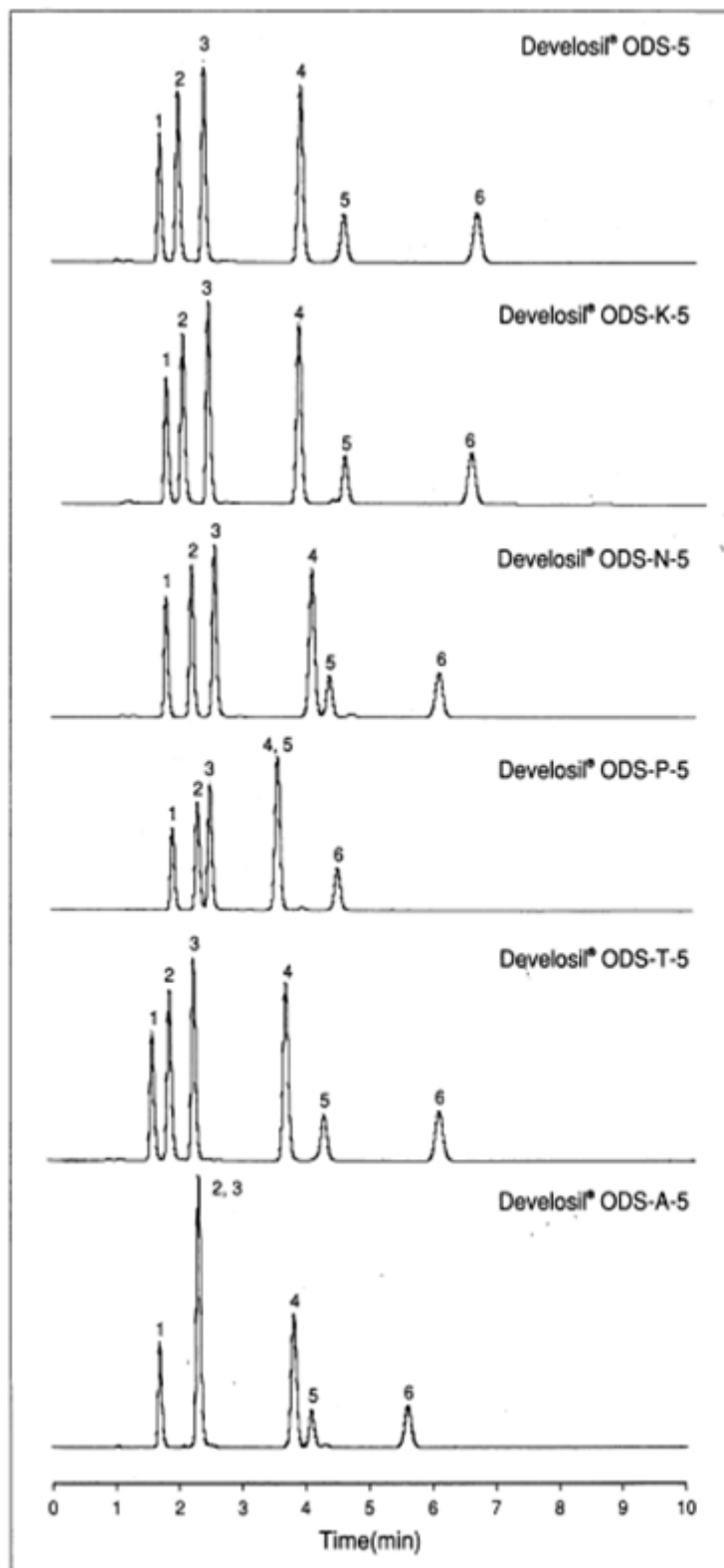
Physical properties of Develosil ODS Series

Column name	Ligand	Carbon	End Capping	Surface area	Pore diameter	Pore volume	Range of pH
ODS	Octadecyl (Monofunctional)	20%	Yes (Single)	350m ² /g	12nm	1.05mL/g	pH2-7.5
ODS-K	Octadecyl (Monofunctional)	19%	Yes (Single)				
ODS-N	Octadecyl (Monofunctional)	17%	Yes (Single)				
ODS-P	Octadecyl (Monofunctional)	11%	Yes (Single)				
ODS-T	Octadecyl (Trifunctional)	20%	Yes (Single)				
ODS-A	Octadecyl (Trifunctional)	19%	No				

The width of the selection to its maximum !!

Six kinds of ODS is used to a purpose. As for it, the choice of the column which is most suitable by the action of hydrophobicity and a left silanol group is possible.

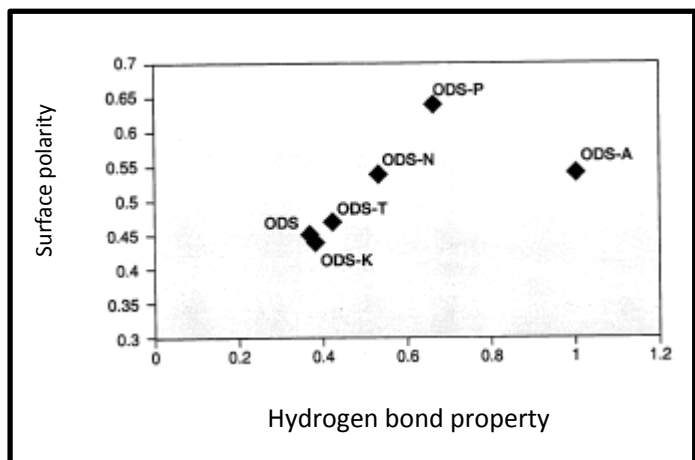
Comparison of standard chromatograms on the same condition



Conditions;	
Column	: Develosil® ODS-5 Develosil® ODS-K-5 Develosil® ODS-N-5 Develosil® ODS-P-5 Develosil® ODS-T-5 Develosil® ODS-A-5
Mobile phase	: MeOH/Water=70/30
Flow rate	: 1.0ml/min
Temperature	: 40°C
Detection	: UV254nm
Sample	: 1.Uracil / 2.Caffeine / 3.Phenol / 4.Methy Benzoate / 5.Benzene / 6.Toluene

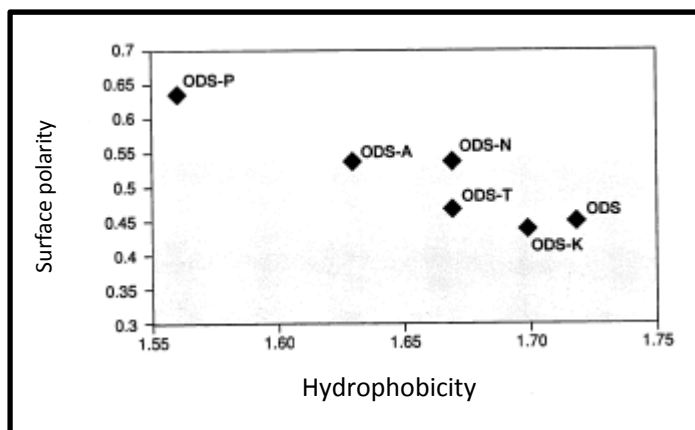
When the column is selected, it is necessary to know the performance of the column enough. I will compare it from hydrogen bonding, hydrophobicity, plane recognition characteristics what kind of performance six kinds of columns have here.

Comparison of six-kind ODS column hydrogen bonding



Hydrogen bond property
 When prescribed our company examines the performance, the hydrogen bond is evaluated by using the separation coefficient of the phenol as caffeine. It becomes a high value when there are a lot of silanol groups that remain, and when it is few, this hydrogen bond indicates a low value. That is, the column by which the end cap is fully processed is in the tendency for the value of this hydrogen bond nature to be small. Although it is not only influence of a residual silanol, it is certain that it is one of the indices.

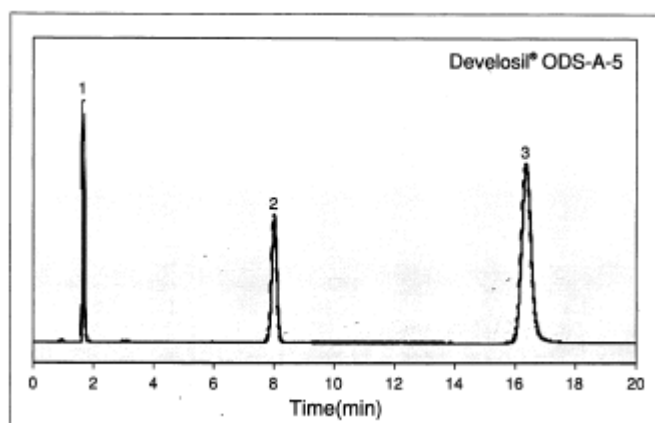
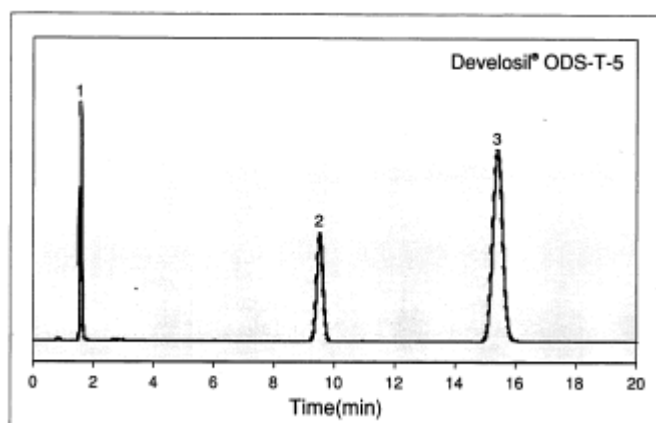
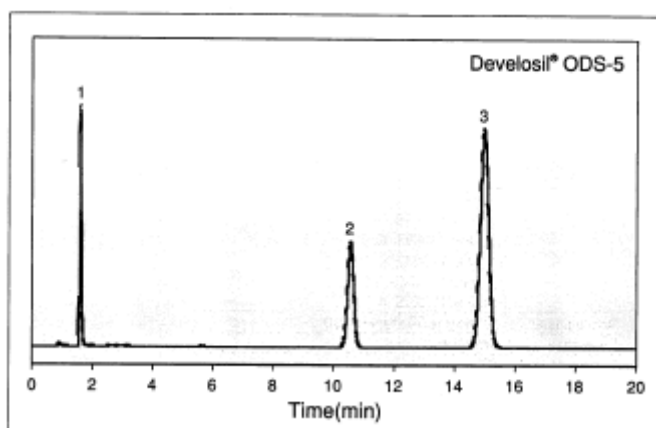
Comparison of six-kind ODS column Hydrophobicity



Hydrophobicity
 I evaluate the hydrophobicity using a separation coefficient of benzene and toluene in our predetermined performance test. Indicating the price that is high so that this hydrophobicity has much carbon content show a tendency, but various factor is piled up, and cannot compare the presence of the end cap only with carbon content unconditionally.

It is known that the residual silanol group affects the shape of the peak in the analysis of the basic compound greatly. To evade this, the carbon content such as ODS, ODS-k, and ODS-T selects the one that the end cap processing is done high. Hydrophobicity is a high column in ODS, ODS-K, and ODS-T for this. It can be said that it is a standard so-called column.

Plane recognition-related comparison



Conditions:

Column	: Develosil® ODS-5 Develosil® ODS-T-5 Develosil® ODS-A-5
Mobile phase	: MeOH/Water=80/20
Flow rate	: 1.0ml/min
Temperature	: 40°C
Detection	: UV254nm
Sample	: 1.Uracil / 2.o-Terphenyl 3.Triphenylene

3D selectivity

I estimate the plane recognition characteristics as o-terphenyl using a separation coefficient of triphenylene in our predetermined performance test. If it is a polymeric model, this plane recognition characteristics show a high price, but plane recognition characteristics may not be high because they are low are high and can control it by a state of combination reagent introduction quantity and the combination because it is a polymeric model. Be superior to the analysis of the compound having a tertiary structure, and this effect may be improved when I do not succeed in the column of the monofunctional model

Comparison between ODS-5 and ODS-T-5

It is set to ODS-5 and ODS-T-5 with the difference between monofunctional type ODS or polymeric type ODS.

The separation level α ;

ODS-5 $\alpha = 1.49$

ODS-T-5 $\alpha = 1.74$

A difference comes out by ODS reagent to couple.

Comparison between ODS-T-5 and ODS-A-5

It is the difference in the existence of an end cap ODS-T-5 and ODS-A-5.

The separation level α ;

ODS-T-5 $\alpha = 1.74$

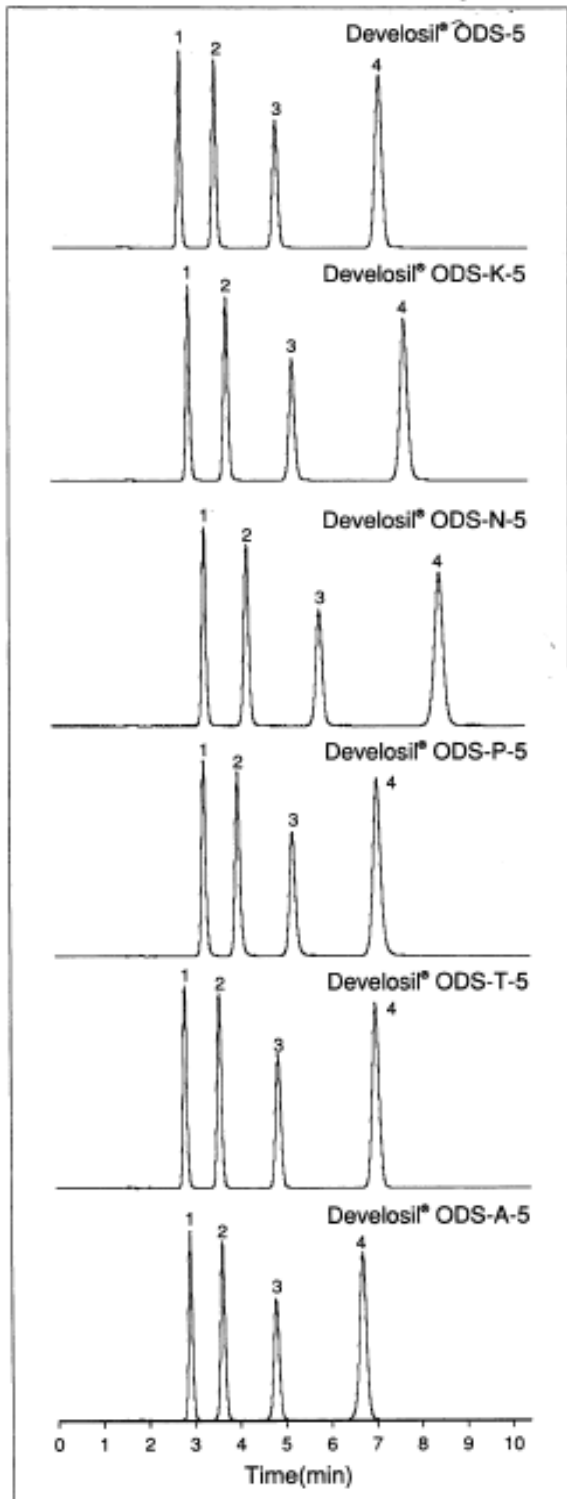
ODS-A-5 $\alpha = 2.32$

The effect of the end cap understands that there are more effects than the form of the ODS reagent.

Analysis example of the preservative

An analysis example of the preservative using six kinds of ODS. Retention tends to rise in ODS, ODS-K, ODS-N so that carbon content is low. When a high place does shortening at time because all separates all columns well, ODS-P and ODS-T, ODS-A are suitable.

Analysis example of the preservative



Conditions:

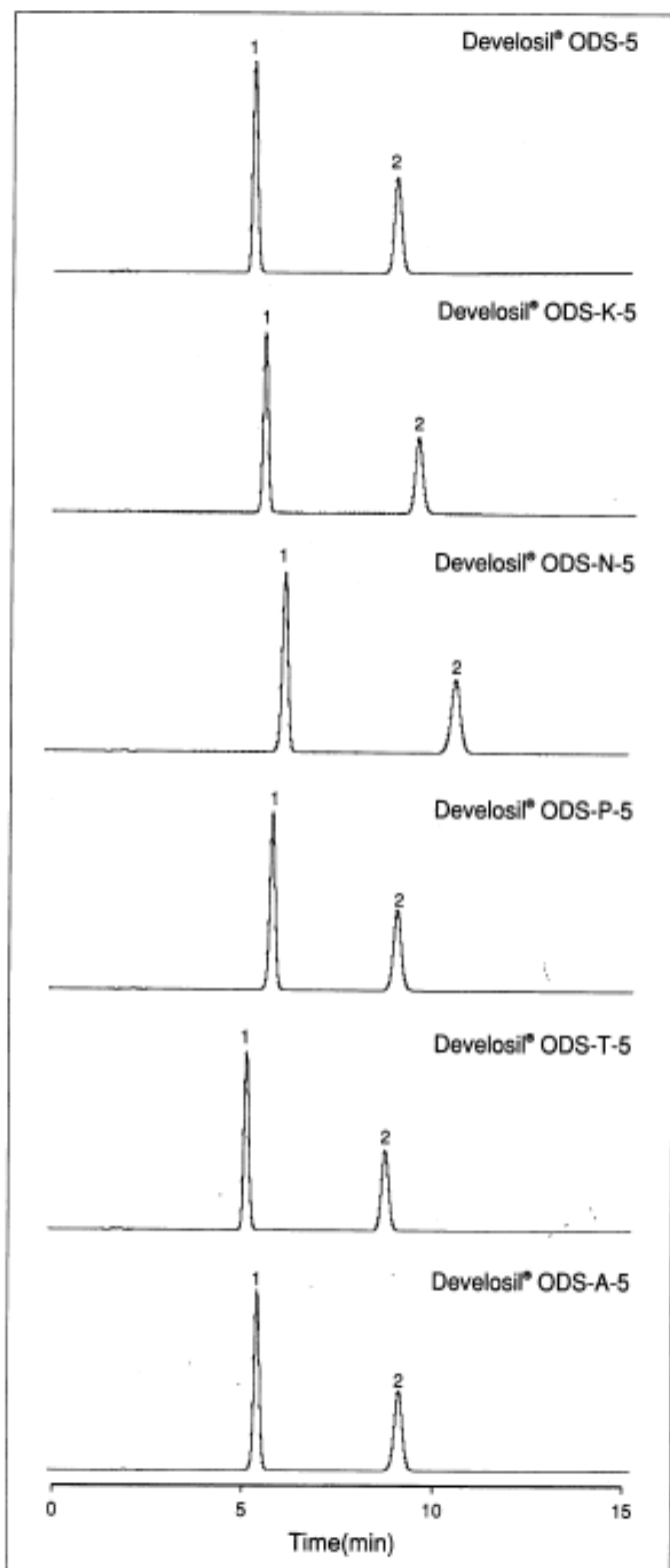
Column	: Develosil® ODS-5 Develosil® ODS-K-5 Develosil® ODS-N-5 Develosil® ODS-P-5 Develosil® ODS-T-5 Develosil® ODS-A-5
Mobile phase	: Acetonitrile/Water=50/50
Flow rate	: 1.0ml/min
Temperature	: 40°C
Detection	: UV235nm
Sample	: 1.Methyl p-Hydroxybenzene 2.Ethyl p-Hydroxybenzene 3.Propyl p-Hydroxybenzene 4.Butyl p-Hydroxybenzene

Analysis example of phenytoin

Analysis example of phenytoin by six kinds of ODS columns.

Phenytoin is one kind of the antiepileptic drug of the hydantoin system. I enable simple analysis in a mobile phase only for acetonitrile and water.

Analysis example of phenytoin



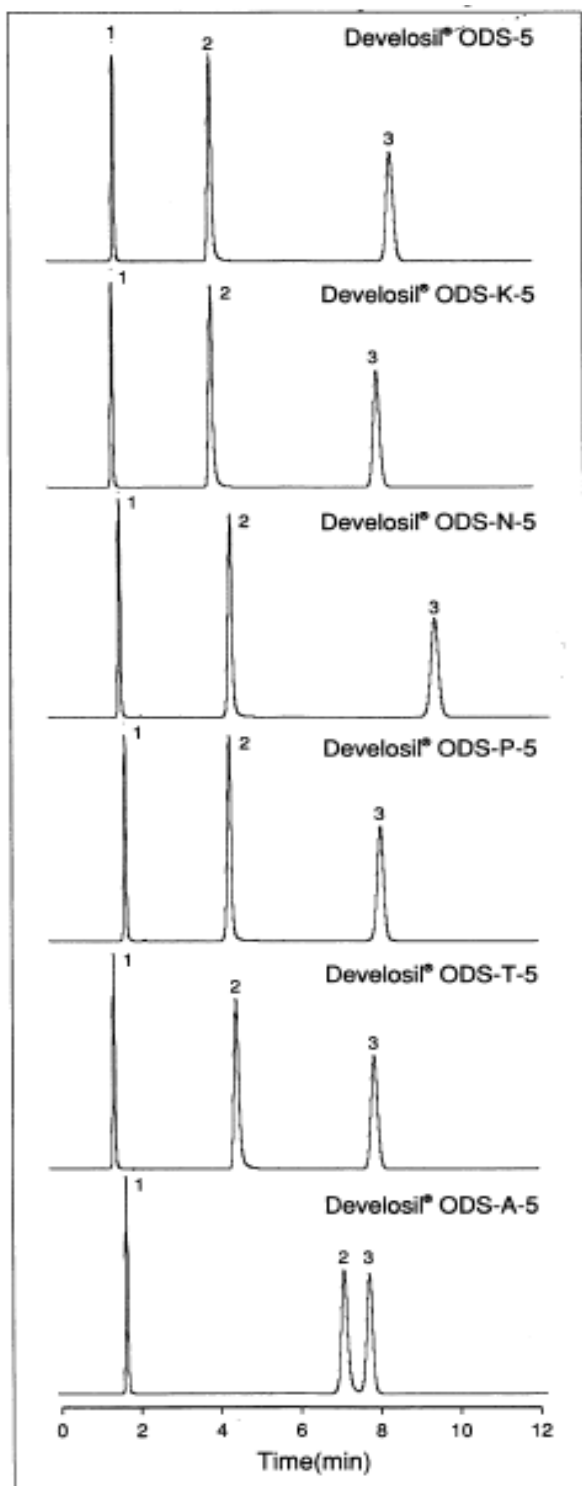
Conditions:

Column	: Develosil® ODS-5 Develosil® ODS-K-5 Develosil® ODS-N-5 Develosil® ODS-P-5 Develosil® ODS-T-5 Develosil® ODS-A-5
Mobile phase	: Acetonitrile/Water=55/45
Flow rate	: 1.0ml/min
Temperature	: 40°C
Detection	: UV235nm
Sample	: 1.Phenytoin 2.Propyl <i>p</i> -Hydroxybenzene (I.s.)

The example of analysis of a basic compound

An analysis example of the basic compound by six kinds of ODS columns. I use pyridine for a object for comparison. The basic compound is affected by the silanol group, and retention changes. While carbon content is approximately equal, a big difference comes out to ODS-T and ODS-A-5 by having end cap or not.

The example of analysis of a basic compound



Conditions:	
Column	: Develosil® ODS-5 Develosil® ODS-K-5 Develosil® ODS-N-5 Develosil® ODS-P-5 Develosil® ODS-T-5 Develosil® ODS-A-5
Mobile phase	: ACN/50mM Phosphate buffer=20/80
Flow rate	: 1.0ml/min
Temperature	: 40°C
Detection	: UV254nm
Sample	: 1.Uracil / 2.Pyridine / 3.Phenol